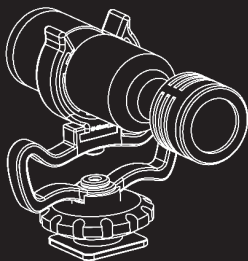


KOAH



Manual
KO-VM02
Simah Condenser Microphone

WELCOME!

Dear Koah™ Customer,

Congratulations on your purchase of the Koah™ Simah Stereo Condenser Microphone! Follow these instructions carefully to use your video mic to its full creative potential. Keep the manual in a safe place, and don't hesitate to reach out if there's any way we can help.

We hope you enjoy your new Koah™ Simah Microphone!

Sincerely,

The Koah™ Team

KoahPRO.com



@koahpro

For technical assistance and warranty service, please email us at **cs@koahpro.com**.

INSTALLATION / MOUNTING TO CAMERA



Shock Mount Microphone

Insert microphone body into the shock mount. Ensure the microphone is centered and well balanced.

TIGHTENING
RING



Turn the tightening ring above the camera shoe mount counterclockwise to loosen the camera shoe connection, and slide the camera shoe into place on the camera mount. Once the microphone is in place, secure it by tightening the ring clockwise.



Connect one end of the 3.5 mm cable to the output socket on the rear of the microphone and the other end of the cable to the camera's "microphone in" socket.

MOUNTING TO A BOOM POLE/MICROPHONE STAND




Microphone Shock Mount

1

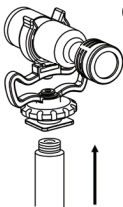


2



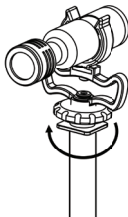
Insert microphone body into the shock mount. Ensure the microphone is centered and well balanced.

3



Connect the 3/8" thread on the bottom of the camera shoe mount to the 3/8" thread on your boom pole or microphone stand.

4



Rotate clockwise until connection is secure. Do not over-tighten.

TECHNICAL SPECIFICATIONS

- Microphone type: Condenser
- Polar pattern: Cardioid
- Frequency response: 10 Hz-20 kHz
- Max SPL: 140 dB (@1 kHz, 1% THD into 1 kohm load)
- Sensitivity: -33 dB
- Equivalent noise level: 20 dB

SAFETY INSTRUCTIONS

- Do not drop the microphone or subject it to extreme shock
- Do not get the microphone wet; if exposed to moisture, wipe with a dry cloth
- The microphone should not be stored in a closed area if it has been exposed to moisture
- The microphone should not be left in direct sunlight; avoid exposure to extreme temperatures
- Do not disassemble, modify, or attempt self-repair of the microphone

THREE-YEAR WARRANTY

This product is guaranteed against defects in materials and workmanship for a period of 3 years from the date of purchase. Under this guarantee, the manufacturer will repair or replace any parts found to be defective, provided that the product is returned to an authorized service center. This guarantee is only valid if the appliance has been used in accordance with the instructions and if it has not been modified, repaired, or interfered with by any unauthorized person or damaged through misuse.

This guarantee does not affect your statutory rights nor any legal rights you may have as a consumer under applicable legislation governing the purchase of goods.

If the product fails to operate and needs to be returned, pack it carefully, enclosing your name and address and the reason for return. If within the guarantee period, please also provide proof of purchase.

For further information, please contact our Customer Service Department at **cs@koahpro.com**.

KOAH